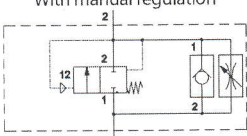


Gradual starter

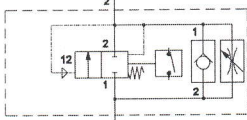
**AM-52**  
Gradual starter G1/8 ÷ G1

With manual regulation



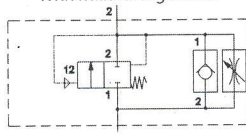
| Model   | Connection | Ø mm |
|---------|------------|------|
| AM-5240 | G1/8       | 6,5  |
| AM-5241 | G1/4       | 6,5  |
| AM-5242 | G1/4       | 9,5  |
| AM-5243 | G3/8       | 9,5  |

With electrical switch



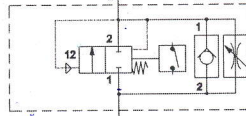
| Model    | Connection | Ø mm |
|----------|------------|------|
| AM-5242E | G1/8       | 9,5  |
| AM-5243E | G3/8       | 9,5  |

With manual regulation



| Model   | Connection | Ø mm |
|---------|------------|------|
| AM-5254 | G1/2       | 15   |
| AM-5255 | G3/4       | 15   |
| AM-5256 | G1         | 24   |


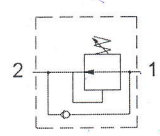
With electrical switch



| Model   | Connection | Ø mm |
|---------|------------|------|
| AM-5259 | G1/2       | 15   |
| AM-5260 | G3/4       | 15   |
| AM-5261 | G1         | 24   |

Economizer


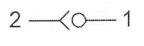
**AM-53**  
Economizer G1/8 ÷ G1

| Model   | Connection | Ø mm |
|---------|------------|------|
| AM-5350 | G1/8       | 6,5  |
| AM-5351 | G1/4       | 6,5  |
| AM-5352 | G1/4       | 9,5  |
| AM-5353 | G3/8       | 9,5  |
| AM-5354 | G1/2       | 15   |
| AM-5355 | G3/4       | 15   |
| AM-5356 | G1         | 24   |

Check valve


**AM-54**  
Check valve G1/2 - G3/4 - G1

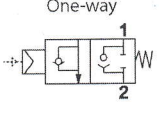
| Model   | Connection | Ø mm |
|---------|------------|------|
| AM-5400 | G1/2       | 15   |
| AM-5401 | G3/4       | 15   |
| AM-5402 | G1         | 24   |

Blocking valve

**AM-55**  
Blocking valve

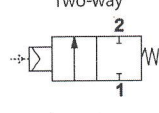


One-way



| Model   | Connection | Ø mm |
|---------|------------|------|
| AM-5500 | G1/8       | 6,5  |
| AM-5501 | G1/4       | 6,5  |
| AM-5502 | G1/4       | 9,5  |
| AM-5503 | G3/8       | 9,5  |
| AM-5504 | G1/2       | 15   |


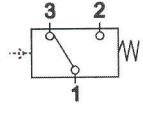
Two-way



| Model   | Connection | Ø mm |
|---------|------------|------|
| AM-5510 | G1/8       | 6,5  |
| AM-5511 | G1/4       | 6,5  |
| AM-5512 | G1/4       | 9,5  |
| AM-5513 | G3/8       | 9,5  |
| AM-5514 | G1/2       | 15   |


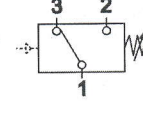
Transducer and pressure switch

**AM-5200**  
Pneumoelectrical transducer

AM-5200

**AM-5220**  
Adjustable pressure switch

AM-5220